


Defy Advanced E+ Elite
Avail Advanced E+ Elite

The maximum permissible total
weight is

130kg (286 lbs)

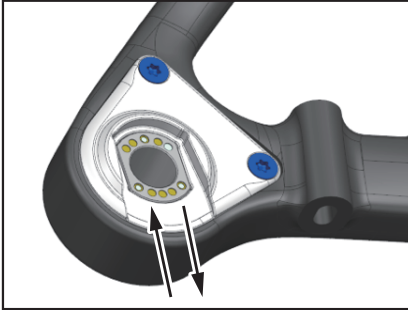
(bicycle, rider and luggage)

Rear wheel Removal and Assembling

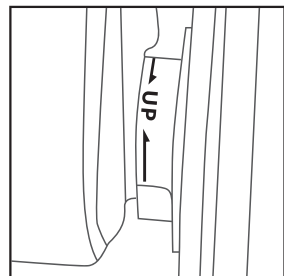


- Turn the axle lever in an anti-clockwise direction to unfasten.
- Pull the through axle outward while holding the wheel.
- Ensure the magnetic plate attached to the lever pulls the connector outward to detach the through axle from the bracket.

Rear wheel installation



- The non-drive side connector body must be inside the frame cavity.
- Make sure to keep the hub mounting passage obstacle-free.
- The hub comes with the "Up" sign on the mountings. Make sure to keep the drive side connector body upward while mounting.



Smart Calibration



For the best riding experience, torque sensor has to be calibrated on every ride. Please **Do not** put your foot on the pedal while switching the system on. When pressure is applied during switch on the bike needs more time to calibrate, possible resulting in different ride feeling temporarily.

Sram AXS Bonus Button / Blip



Sram AXS Bonus Button/Blip is the integrated remote button for an intuitive drop-bar control. In our E-system, we can use them for switching the assist level during the ride.

- Press the left button: Assistance level down
- Press the right button: Assistance level up
- Press the left and right buttons simultaneously: Smart Assist (AUTO function)

Personal button configuration is available, please follow the instructions in the user manual.





GIANT: <https://www.giant-bicycles.com/global/manuals>



LIV: <https://www.liv-cycling.com/global/manuals>