

# GIANT DISC RACK WITH PUMP MOUNT

USER MANUAL  
SKU 710611

**GIANT**

## 警告

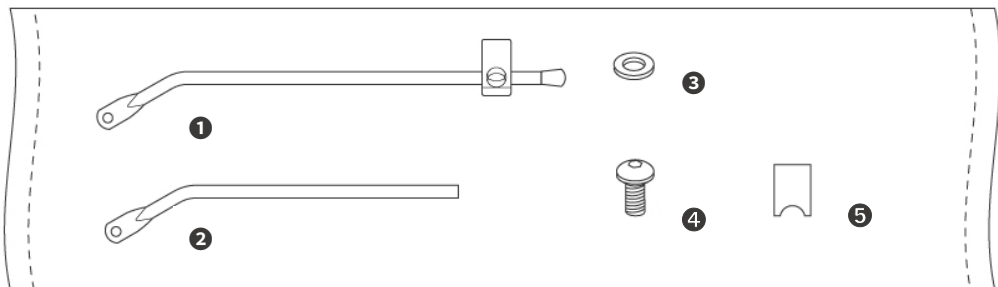
- 建議交由 Giant 直營門市、授權經銷商或者是有經驗的技師安裝
- 最大載物重量：25 公斤

## 提供的零件



- ① 長固定支架 x2
- ② 短固定支架 x2
- ③ 墊片 x6
- ④ M5 螺絲 x6
- ⑤ 支架迫緊器 x2

GIANT DISC RACK WITH PUMP MOUNT x1

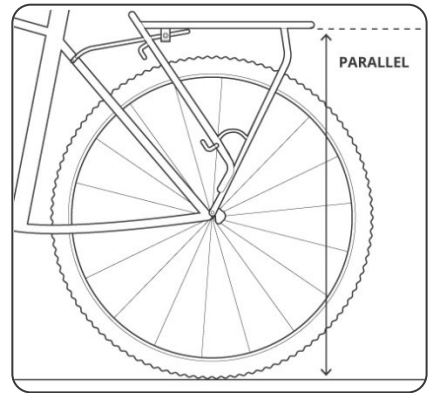
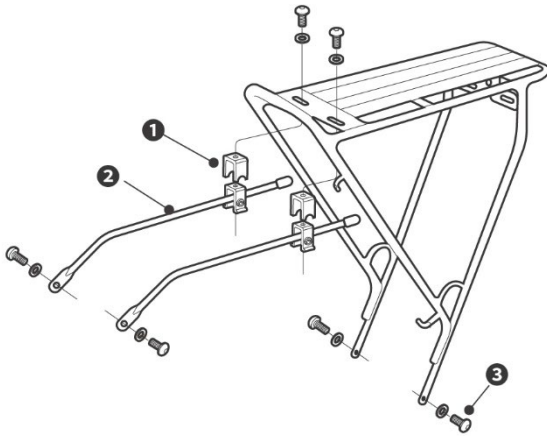


## 安裝

### 備註

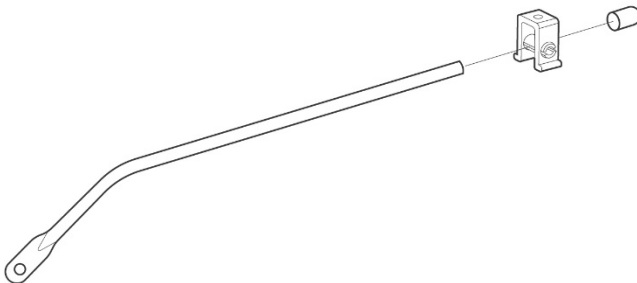
所需工具：5mm 內六角扳手

- ❶ 支架迫緊器
- ❷ 長固定支架
- ❸ M5 螺絲 (建議扭力值 6-8Nm)



### 備註

如果需要更換短支架，只需要移除長固定支架尾的橡膠尾塞，將其抽出更換即可

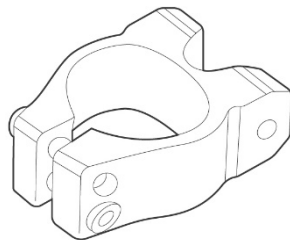


## 選配零件

### 備註

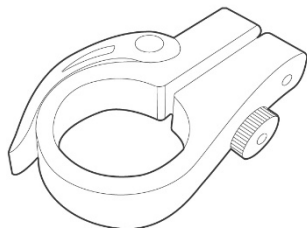
若車架後上叉沒有鎖固孔位，可以透過以下附貨架孔坐管束來安裝

D 型附貨架孔坐管束 (150000053)



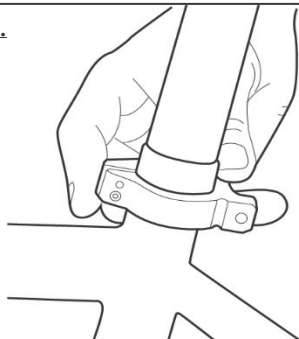
快拆型, 附貨架孔坐管束, 31.8mm (710603)

快拆型, 附貨架孔坐管束, 34.9mm (710605)



### 坐管束安裝

1.



2.

