

momentum

# **VIDA E+ FENDER SET**

USER MANUAL



# **VIDA E+ FENDER SET**

## **Specifications**

Material: plastic/aluminum

Color: Matt black

Diameter: F: 654mm / R: 1172mm

Weight: F: 237g / R: 415g

## **Package Contents**

1 x front fender

1 x rear fender

1 x U stay for front fender

2 x V stays for rear fender

### **Front Fender hardware:**

(F-a) 1 x M5\*10 bolt

(F-b) 2 x M5\*12 bolts

(F-c) 3 x M5 washers

(F-d) 2 x M5\*8 bolts

(F-e) 1 x M5 clip set

### **Rear Fender hardware:**

(R-a1) 1 x M6\*30 bolt

(R-b) 1 x M6 washer

(R-c) 1 x spring washer

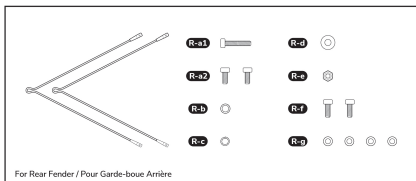
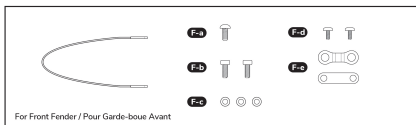
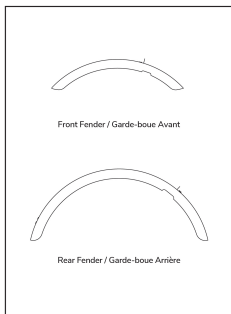
(R-d) 1 x curved washer

(R-e) 1 x M6 nut

(R-f) 2 x M5\*12 bolts

(R-a2) 2 x M5\*10 bolts

(R-g) 4 x M5 washers

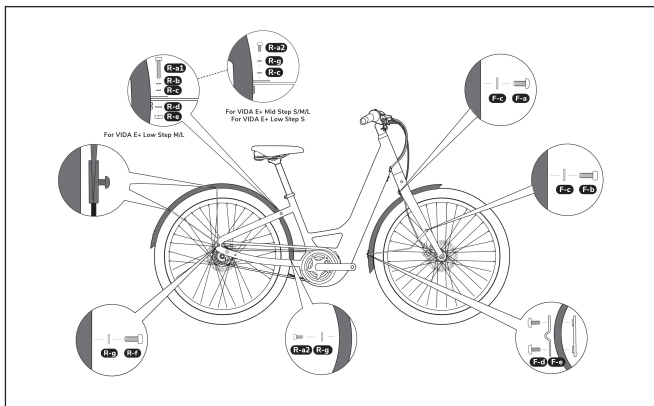


## Warning

- Read all information in this manual carefully before you start using the fender set. Safety instructions are very important and should not be overlooked. By reading the manual you will have a better understanding of the general operation.
- Only use the fender set and supplied installation hardware.
- Do not modify the fender set in any way.
- Periodically check all bolts are tight as vibrations may loosen them over time.
- Do not use the fender set to move or lift the bike.
- If you are not confident with compatibility and installation of this product, please consult your local authorized dealer.
- Regulation can vary by country, and/or location, always check in advance.

## Installation

1. Ensure the bike is switched off with kickstand engaged and is on level ground.
2. Remove any accessories that may interfere with the installation and/or use of the fender set.



## **Front fender:**

3. Assemble front fender and U stay first with two M5\*8 bolts and one M5 clip set with Phillips screwdriver. (Note: the end of the U stay need to angle up) Don't tighten completely at this time.
4. Install front fender with bike:  
Top of the front fork: Use a 3mm hex torque wrench to tighten one M5\*10 bolt and M5 washer in the back side of front fork. Don't tighten completely at this time.  
Both sides of front fork: Use a 4mm hex torque wrench to tighten two M5\*12 bolts and M5 washers with 5-8Nm.  
Adjust the front fender to appropriate height and tighten the bolts with 5-8Nm.

## **Rear fender:**

5. Assemble two V stays with rear fender with Phillips screwdriver, please use the shorter leg as the front (Note: front is marked "F" on V stays). Don't tighten completely at this time.
6. Install rear fender with bike:  
Front end of seat stay: (Note: please choose the right bolts to fit your model)  
Mid Step S/M/L and Low Step S: Use a 4mm hex torque wrench to tighten one M5\*10 bolt, M5 washer and spring washer with 5-8Nm.  
Low Step M/L: use a 5mm hex torque wrench and 10mm open spanner to tighten one M6\*30 bolt, M6 washer and spring washer for upper side, and one curved washer and M6 nut for lower side with 5-8Nm.  
Front end of chain stay: Use a 4mm hex torque wrench to tighten one M5\*10 bolt and M5 washer.  
Rear end of seat stay: use a 4mm hex torque wrench to tighten two M5\*12 bolts and M5 washers.  
Adjust the rear fender to appropriate height and tighten the bolts with 5-8Nm.
7. If you assemble Momentum rack together, please purchase additional Dual Mounting Kit.
8. Double check if the fender set is properly installed. The fender set should not move or rotate in any direction.

## **Usage information**

- Check if the fender set is firmly mounted before every ride.
- Regularly check the state of the fender set and mounting parts for any signs of looseness, deterioration, corrosion or other damage.

## **LIMITED PRODUCT WARRANTY INFORMATION**

Giant Global Inc. warrants its products for a period of one (1) year from the date of purchase, this applies only for the original owner. This warranty applies only to this product when purchased new from an Authorized Giant Dealer and assembled by that dealer at the time of purchase.

## LIMITED REMEDY

Unless otherwise provided, the sole remedy under the above warranty, or any implied warranty, is limited to the replacement of defective parts with those of equal or greater value at the sole discretion of Giant Global Inc. This warranty extends from the date of purchase, applies only to the original owner, and is not transferable. In no event shall Giant Global Inc. be responsible for any direct, incidental or consequential damages, including, without limitation, damages for personal injury, property damage, or economic losses, whether based on contract, warranty, negligence, product liability, or any other theory.

## EXCLUSIONS

The above warranty, or any implied warranty, does not cover:

- Normal wear and tear on parts in situations where there are no assembly or material defects.
- Products serviced by other than an Authorized Giant dealer.
- Modifications of the product from its original condition.
- Use of this product for abnormal, competition and/or commercial activities or for purposes other than those for which this product was designed.
- Damage caused by failing to follow the User's Manual.
- Paint, finish and decal damage resulting from taking part in competitions, jumping, downhill and/or training for such activities or events or as a result of exposing the product to, or operating the product in, severe conditions or climates.
- Labor charges for part replacement or changeover.

Except as is provided by this warranty and subject to all additional warranties, Giant Global Inc. and its employees and agents shall not be liable for any loss or damage whatsoever (including incidental and consequential loss or damage caused by negligence or default) arising from or concerning any Giant Global Inc. product.

Giant Global Inc. makes no other warranties, express or implied. All implied warranties, including the warranties of merchantability and fitness for a particular purpose are limited in duration to that of the express warranties stated above. Any claim against this warranty must be made through an Authorized Giant Dealer or distributor. The purchase receipt or other proof of the date of purchase is required before a warranty claim may be processed. Claims made outside the country of purchase may be subject to fees and additional restrictions. Warranty duration and details may differ by country. This warranty gives you specific legal rights, and you may also have other rights which may vary from place to place. THIS WARRANTY DOES NOT AFFECT YOUR STATUTORY RIGHTS.

## Disclaimer

To ensure safety, quality and reliability, use only original parts or Giant authorized replacements for repair and replacement. Giant is not responsible for any direct, incidental or consequential damages, including, without limitation, damages for personal injury, property damage, or economic losses due to improper use.



# momentum

[www.momentum-biking.com](http://www.momentum-biking.com)

Momentum and its symbol are trademarks of Giant Group. All rights reserved. / Momentum et son symbole sont des marques déposées de Giant Group. Tous droits réservés.

